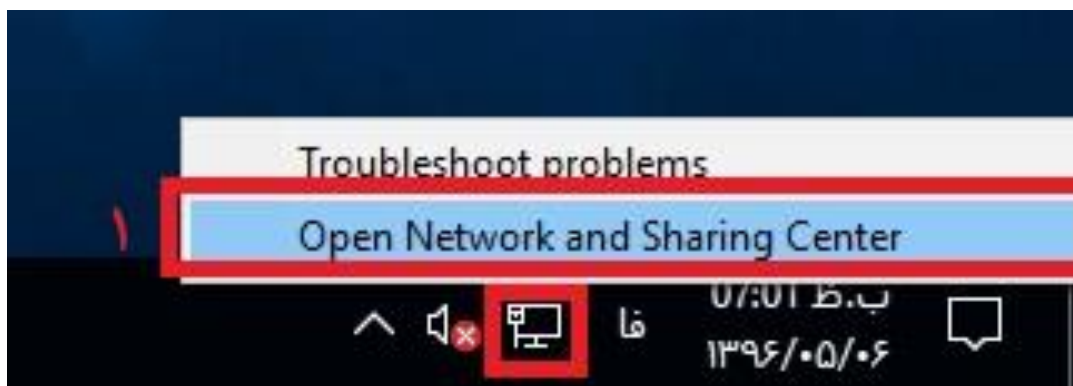


راهنمای ایجاد کانکشن VPN دانشگاه علوم پزشکی مشهد (PPTP Type)



Network and Sharing Center

Control Panel > All Control Panel Items > Network and Sharing Center

Control Panel Home

Change adapter settings

Change advanced sharing settings

View your basic network information and set up connections

View your active networks

mums.ac.ir
Domain network

Access type: Internet
Connections: Ethernet


Change your networking settings

Set up a new connection or network
Set up a broadband, dial-up, or VPN connection; or set up a router or access point.

Troubleshoot problems
Diagnose and repair network problems, or get troubleshooting information.

See also


- HomeGroup
- Infrared
- Internet Options
- Windows Firewall

←  Set Up a Connection or Network

Choose a connection option

 **Connect to the Internet**
Set up a broadband or dial-up connection to the Internet.

 **Set up a new network**
Set up a new router or access point.

 **Connect to a workplace**
Set up a dial-up or VPN connection to your workplace.

Next

Cancel

←  Connect to a Workplace

How do you want to connect?


→ Use my Internet connection (VPN)
Connect using a virtual private network (VPN) connection through the Internet.



→ Dial directly
Connect directly to a phone number without going through the Internet.




Cancel

←  Connect to a Workplace

Type the Internet address to connect to


Your network administrator can give you this address.

Internet address: 

Destination name:

Use a smart card

Remember my credentials

 Allow other people to use this connection
This option allows anyone with access to this computer to use this connection.

Network and Sharing Center

Control Panel > All Control Panel Items > Network and Sharing Center

Control Panel Home

Change adapter settings

Change advanced sharing settings

View your basic network information and set up connections

View your active networks

mums.ac.ir
Domain network

Access type: Internet
Connections: Ethernet

Change your networking settings

[Set up a new connection or network](#)
Set up a broadband, dial-up, or VPN connection; or set up a router or access point.

[Troubleshoot problems](#)
Diagnose and repair network problems, or get troubleshooting information.

See also

- HomeGroup
- Infrared
- Internet Options
- Windows Firewall

